TYPE:	PROJECT:	QTY:

DMX200-24-4C

DMX512 dimmable constant voltage, 200w LED driver



Features

- **Electrical Connection:** The power supply comes with wires for direct connection to the high-voltage power source. A standard plug can be added upon request.
- Output constant Voltage with slightly adjustable to solve the problem of line loss.
- With the RDM (Remote Device Management) function.
- With NFC function, read and write DMX512 address or adjust output voltage by mobile Easy NFC APP or special NFC device.
- Input Range: 100-277VAC
- Built-in active PFC function, PF≥0.98
- Efficiency up to 88%
- Protections: short circuit/ over load/ over temperature
- Cooling by free air convection
- IP67 waterproof design.
- Dimming function: DMX512; DMX512 signal isolation
- NFC to fine tuning output voltage and set address
- 5 CH independent outputs: RGBCW.
- Different channels to be chosen, 1CH, 2CH, 3CH, 4CH or 5CH
- Insulation on DMX 512 dimming end
- Suitable for intelligent LED lighting for all over the world
- Dimming range: 0-100%
- Flicker-free, f≥4K Hz STROBOSCOPIC exemption

DUE TO CONTINUOUS IMPROVEMENTS, THIS INFORMATION IS SUBJECT TO CHANGE WITHOUT NOTICE

TYPE:	PROJECT:	QTY:

Specifications

Output	DC Voltage	24VDC
	Voltage Accuracy	±5%
	Rated current	8.3Amp total
	Rated power	200W
	Voltage Regulation	±0.5%
	Load Regulation	±1%
Input	Voltage Range	100-277 VAC
	Frequency Range	47~63HZ
	Power Factor (Typ.)	PF≥0.99/230VAC (Full loading)
	Full Load Efficiency (Typ.)	>89%@230VAC
	AC Current (Typ.)	1.7A
	Leakage current	<0.27mA/110VAC; <0.25mA/277VAC
Protection	Short Circuit	Hiccup mode, recovers automatically after fault condition is removed.
	Over Loading	≤120% shut down o/p voltage, re-power on to recover
	Over temperature	100℃±10℃ shut down o/p voltage, automatically recover after cooling.
Environment	Working TEMP.	-40~+60℃
	Working Humidity	20~90%RH, non-condensing
	Storage TEM. Humidity	-40~+80℃,10~95%RH
	TEMP. coefficient	±0.03%/℃ (0~50℃)
	Vibration	10~500Hz, 5G 10min./1 cycle, period for 60min. each along X, Y, Z axes
Safety & EMC	Safety standards	UL8750+UL1310
	Withstand voltage	I/P-O/P:3.75KVAC
	Isolation resistance	I/P-O/P:100MΩ/500VDC/25℃/70%RH
	EMC EMISSION	FCC Part 15 B
	EMC IMMUNITY	Compliance to EN61000-4-2,3,4,5,6,11, Alight industry level
Others	Weight	0.90 Kg
	Size	230*78*25mm (L*W*H)
Notes	1. All parameters NOT specially mentioned are measured at 110VAC, 277VAC input, Rated load and 25℃ of ambient temperature. 2. Tolerance: includes set us tolerance, line regulation and load regulation.	

DUE TO CONTINUOUS IMPROVEMENTS, THIS INFORMATION IS SUBJECT TO CHANGE WITHOUT NOTICE

TYPE:	PROJECT:	QTY:

Mechanical Specifications

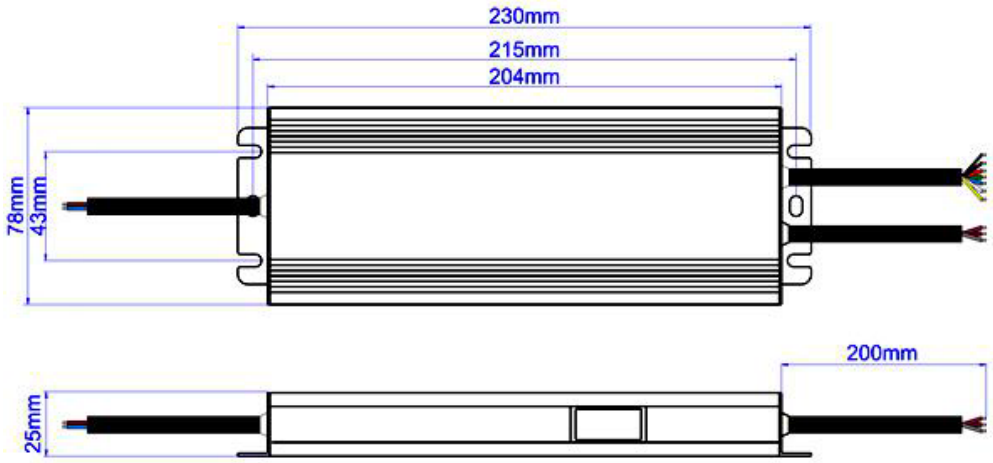

※Input Rubber cable 3*1.0mm²(VDE approval), the Y/G cable connect with (FG) , Brown with AC (L), Blue with AC(N) (EU)
Input SJOW Rubber cable 3*18AWG (UL approval), the green cable connect with (FG) ,Black with AC (L), White with AC(N)
(US)

※Dimming cable Purple (D+), Brown (D-) and Gray (GND) connect to DMX dimmer / system.

※Output cable to be connected to LED Light;

※Output cable to be connected to LED Light;
DIM (DW) dimming: Rubber cable
Black is output (V+) Positive, White is output (V-) negative
CCT (TW) dimming: 1015 electronic cable , (V+) 16AWG; (V-) 18AWG
Black is output (V+) Positive, While (CW-) and Yellow (WW-) are output (V-) negative
RGB dimming: 1015 electronic cable , (V+) 16AWG; (V-) 18AWG
Black is output (V+) Positive, Red (R-), Green (G-) and Blue (B-) are output (V-) negative
RGBW dimming: 1015 electronic cable , (V+) 16AWG; (V-) 18AWG
Black is output (V+) Positive, Red (R-), Green (G-) ,Blue (B-) , White (W-) are output (V-) negative
RGB+CCT dimming: 1015 electronic cable , (V+) 16AWG; (V-) 18AWG
Black is output (V+) Positive, Red (R-), Green (G-) ,Blue (B-) , While (CW-) and Yellow (WW-) are output (V-) negative.;

※Please make sure you connect these correctly ,otherwise your product will not work correctly and could be damaged.

Note: there is external antenna at output side. Don't disassemble!

DUE TO CONTINUOUS IMPROVEMENTS, THIS INFORMATION IS SUBJECT TO CHANGE WITHOUT NOTICE

TYPE:	PROJECT:	QTY:

Connecting Diagram

Dirgram - 1 CH



Dirgram - 2 CH



Dirgram - 3 CH

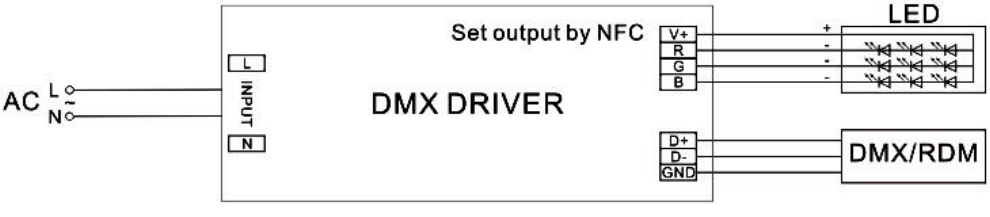

Dirgram - 4 CH

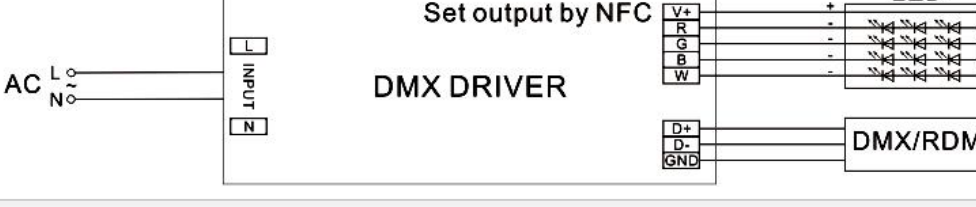

Dirgram - 5 CH

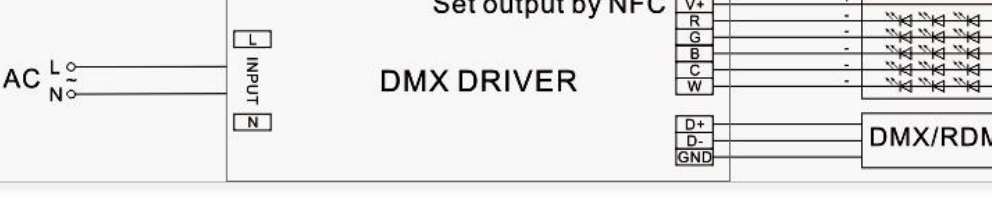

DUE TO CONTINUOUS IMPROVEMENTS, THIS INFORMATION IS SUBJECT TO CHANGE WITHOUT NOTICE

TYPE:	PROJECT:	QTY:

Derating Curve

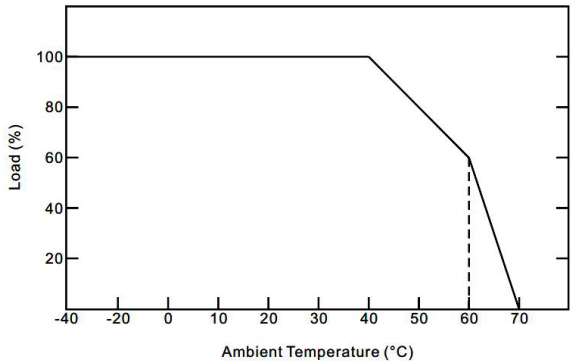

※To extend their life, please refer to the Derating Curve and derate according to the temperature.

DMX512 address setting Operation

※The default address for SC DMX driver is 001.
※Address settings device


RDM


EasyNFC app


NFC Handheld devices

※Address settings:
① RDM setting address:
Set the address by the RDM device. For detailed operation, please refer to RDM device instruction manual.
② NFC setting address:
The DMX address can be read and written by a mobile with EasyNFC APP or NFC handheld device (NFC read & write device:
NFC-RW) by close to the NFC signal area of the DMX512 driver.

Adjust output voltage Operation

※Adjust output voltage slightly for DMX512 driver

1) The driver output voltage can be read and written by a mobile with EasyNFC APP or NFC handheld device (NFC read & write device: NFC-RW) by close to the NFC signal area of the DMX512 driver.

2) Voltage range: level 1~10, each level is 0.2V. The default output voltage level is 5. Such as SMT-24100-XC-A, default is level 5corresponding to 24V. By adjusting output voltage slightly, you could get 23.2v to 25V freely.

DUE TO CONTINUOUS IMPROVEMENTS, THIS INFORMATION IS SUBJECT TO CHANGE WITHOUT NOTICE